



FOOTBALL  
AUSTRALIA

20  
24

# National Participation Report



# INTRODUCTION

## **To the Australian Football Community,**

Following the unprecedented success of the FIFA Women's World Cup Australia and New Zealand 2023™ and our national teams, the CommBank Matildas and Subway Socceroos, Football Australia has continued to make significant strides in realising its vision to unite and grow the football community.

Building on the momentum of the FIFA Women's World Cup Australia & New Zealand 2023™, we have prioritised innovation and impactful Legacy Programs, ensuring lasting benefits for grassroots and professional football in Australia.

## **The Club Changer Program: A Groundbreaking initiative**

A cornerstone of this effort is the Club Changer: Club Development Program, launched with support and funding from the Australian Sports Commission. This program represents an unprecedented collaboration between Football Australia, Member Federations, and local Associations, uniting as one to directly support grassroots community clubs. Its vision: a more inclusive and sustainable future for Australian football.

## **The program's outcomes in 2024 speak volumes:**

**Overall Participation:** Increased by 200,000 to 1.9 million participants

**Outdoor Football Participation:** Up 10%

**Social Football Engagement:** Increased by 13%

**Women and Girls' Participation:** Rose by 16%

**Growth in Coaches and Volunteers:** Record-breaking numbers

The Australian Sports Commission has praised Football Australia's Club Changer program, highlighting it as a benchmark for grassroots development.

“ Well done to everyone involved. This approach has been tremendous in supporting the growth of the game. Football is now the leading sport in Game Plan, and Club Changer's integration has provided clear incentives and on-the-ground support, driving positive outcomes nationwide.

**Steven Marquis**  
**SENIOR ADVISOR, GAME PLAN**

## **Empowering Volunteers and Clubs**

Through the Club Changer program, over 2,000 Club Volunteers have accessed:

- 1:1 tailored club support
- In-person Workshops and Conferences
- Online Webinars, fostering accessibility and learning opportunities

Complementing the excellent work on the grassroots sphere, the inaugural National Volunteer Focus Group brought together 28 clubs from across the country. This initiative, with an emphasis on supporting clubs to recruit and retain women and girl volunteers in football, has empowered clubs to identify and develop the workforce required to deliver on their respective Club Changer Action Plan.

The Club Development Action Plans focused on developing committees of 40% women, 40% men, and 20% flexible roles, ensuring gender balance and inclusivity, and resulted in substantial growth in participation among women and girls, as well as a strong plan for future coaches, referees & volunteers.

Global Recognition and Partnerships

The success of Club Changer has not gone unnoticed, with Football Australia earning the AFC President’s Recognition Grassroots Award for the second consecutive year. The AFC has recognised it as a “world-leading initiative,” benefiting over 1,000 grassroots clubs across Australia.

These achievements underscores Football Australia’s commitment to:

- Empowering community clubs and volunteers
- Developing skills to deliver quality football experiences
- Expanding access to the game through partnerships with the Growing Football Fund supported by CommBank, Coles MiniRoos, and MILO

Growing Football Fund and Inclusion

Launched ahead of the 2024 winter season, the Growing Football Fund has provided direct funding to over 200 community clubs. This initiative has driven inclusion and opportunities for women and girls in football by subsidising coach education, expanding participation opportunities, and fostering an improved experience for all.

In 2024, players and volunteers from Club Changer’s 1- and 2-star clubs had unique opportunities to engage with the CommBank Matildas, Subway Socceroos, and National Teams coaches. This integration with the national teams has deepened community connections and inspired the next generation of football participants.

2024 FOOTBALL PARTICIPATION KEY INSIGHTS

The growth achieved in 2024 reflects a strong trajectory for Australian football:

PROGRAM	% CHANGE	2024	2023
Outdoor Football	+10%	640,234	582,635
Social Football	+13%	174,846	154,403
Registered Coaches	+19%	68,425	57,488
Registered Referees	+10%	13,544	12,276
Volunteers	+26%	29,502	23,433
Schools Football	+13%	571,744	504,424
Community Football Programs	+13%	332,202	292,757
Specific Diversity and Inclusion Programs	+7%	24,697	23,036
TOTAL PARTICIPATION 2024	+11%	1,912,493	1,715,441

Total Participation

Total Participation increased by 197,052 or 11% from 1,715,441 to 1,912,493.

Outdoor Registered Football

Outdoor Participation increased by 57,599 or 10% from 582,635 to 640,234.

School

Total Schools increased by 67,320 or 13%. Football Australia’s Sporting Schools Program increased by 21% or 27,942 participants, including being the most requested football code in Australia. The total students engaged through a Football Australia Sporting Schools program was 158,700.

Social Football

Social/Summer football continues to achieve positive numbers with 174,846 participants, an increase of 13% compared with 2023.

## **Coaches**

National Coach workforce of over 200 Participation Officers delivering Sporting Schools, Coles MiniRoos and Junior Participation programs. Coach registrations increased by 10,937 in 2024, with a total number of registered coaches now at 68,425, an increase of 19% year on year.

## **Referees**

The number of registered referees grew by 10% in 2024, reaching 13,544.

## **Volunteers**

Volunteer registrations increased by 26% in 2024 to 6,069, with a total number of registered coaches now at 29,502.

## **Community Programs**

Community events and promotional experiences once again increase, with 13% growth on the previous year with 332,202 participants.

## **Women and Girls**


Following the FIFA Women's World Cup 2023™, Football Australia saw a significant increase in women and girls with a combined 221,640 participants represented in outdoor, social and registered Futsal. An increase of 16 % or 30,894 participants compared to 2023.

## **Looking Ahead**

The achievements of 2024 mark just the beginning. Football Australia remains dedicated to strengthening community football, fostering diversity and inclusion, and empowering the next generation of participants, coaches, referees and volunteers.

Together, we will continue to grow the game, ensuring football's place as Australia's favourite sport for years to come.

Yours in football

A handwritten signature in black ink, appearing to read 'J. Johnson', with a stylized, flowing script.

**James Johnson**  
**CHIEF EXECUTIVE OFFICER**



### WOMEN & GIRLS PARTICIPATION 221,640

INCLUDES OUTDOOR,  
REGISTERED FUTSAL & SOCIAL

16%  
growth  
on 2023

### LEAGUES

TOTAL PARTICIPATION  
490,000

INCLUDES SCHOOLS, COMMUNITY EVENTS & PROMOTIONAL EXPERIENCES

### OUTDOOR AFFILIATED FOOTBALL

640,234  
PARTICIPANTS

10%  
growth  
on 2023

2205  
CLUBS



478,043  
MALE  
(75% OF TOTAL)



161,585  
FEMALE  
(25% OF TOTAL)



coles  
MINIROOS  
288,138  
PARTICIPANTS



MALE  
217,628



FEMALE  
70,285

YOUTH  
189,618  
PARTICIPANTS



MALE  
136,836



FEMALE  
52,614

SENIOR  
162,478  
PARTICIPANTS



MALE  
123,579



FEMALE  
38,686

68,425  
REGISTERED COACHES

73% MALE  
27% FEMALE



13,544  
REGISTERED REFEREES

81% MALE  
15% FEMALE

29,502  
VOLUNTEERS

53% MALE  
44% FEMALE

SPECIFIC DIVERSITY AND INCLUSION  
PROGRAMS PARTICIPANTS

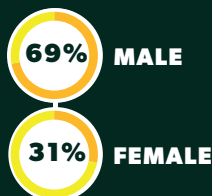
24,697

Includes programs specifically for Cultural and Linguistically Diverse Communities, Aboriginal and Torres Strait Islander & All Ability participants

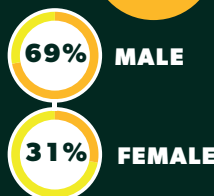
### OTHER FORMATS

13%  
growth  
on 2023

FUTSAL  
57,299  
PARTICIPANTS



SOCIAL  
174,846  
PARTICIPANTS



158,700  
FOOTBALL AUSTRALIA  
SPORTING SCHOOLS  
+  
413,044  
OTHER SCHOOL PROGRAMS

SCHOOLS TOTAL  
= 571,744  
PARTICIPANTS

Includes school competitions and school participation programs

COMMUNITY EVENTS &  
PROMOTIONAL EXPERIENCES

332,202  
PARTICIPANTS

\*Total numbers include male, female and gender unspecified. Some percentages may not total 100% due to undisclosed gender participant data submitted at the point of registration.

# 2024 NSW SUMMARY



TOTAL PARTICIPATION

677,619

15%  
GROWTH  
ON 2023

## WOMEN & GIRLS PARTICIPATION 97,371

INCLUDES OUTDOOR,  
REGISTERED FUTSAL & SOCIAL

14%  
growth  
on 2023

## LEAGUES

TOTAL PARTICIPATION  
219,488

INCLUDES SCHOOLS, COMMUNITY EVENTS & PROMOTIONAL EXPERIENCES

## OUTDOOR AFFILIATED FOOTBALL

262,946  
PARTICIPANTS

9%  
growth  
on 2023

670  
CLUBS



193,219  
MALE  
(73% OF TOTAL)



69,512  
FEMALE  
(26% OF TOTAL)

coles  
MINIROOS

115,935  
PARTICIPANTS



MALE  
84,993



FEMALE  
30,860

YOUTH  
73,706  
PARTICIPANTS



MALE  
51,473



FEMALE  
22,199

SENIOR  
73,305  
PARTICIPANTS



MALE  
56,753



FEMALE  
16,453



35,462  
REGISTERED COACHES

69% MALE  
31% FEMALE

6,163  
REGISTERED REFEREES

86% MALE  
14% FEMALE

6,015  
VOLUNTEERS

61% MALE  
39% FEMALE

SPECIFIC DIVERSITY AND INCLUSION  
PROGRAMS PARTICIPANTS

1,642

Includes programs specifically for Cultural and Linguistically Diverse Communities, Aboriginal and Torres Strait Islander & All Ability participants

## OTHER FORMATS

FUTSAL  
5,003  
PARTICIPANTS

72%

MALE

28%

FEMALE

SOCIAL  
79,457  
PARTICIPANTS

66%

MALE

33%

FEMALE

SCHOOLS TOTAL  
142,281  
PARTICIPANTS

Includes Football Australia Sporting Schools, school competitions and school participation programs

COMMUNITY EVENTS &  
PROMOTIONAL EXPERIENCES  
129,645  
PARTICIPANTS





# 2024 VIC SUMMARY



**TOTAL PARTICIPATION**  
**391,530**

**10%**  
**GROWTH**  
**ON 2023**

**WOMEN & GIRLS**  
**PARTICIPATION**  
**27,156**

INCLUDES OUTDOOR,  
REGISTERED FUTSAL & SOCIAL

**20%**  
growth  
on 2023

**LEAGUES**

**TOTAL PARTICIPATION**  
**105,799**

INCLUDES SCHOOLS, COMMUNITY EVENTS & PROMOTIONAL EXPERIENCES

## OUTDOOR AFFILIATED FOOTBALL

**91,793**  
**PARTICIPANTS**

**17%**  
growth  
on 2023

**376**  
**CLUBS**

**69,892**  
**MALE**  
(76% OF TOTAL)

**21,837**  
**FEMALE**  
(24% OF TOTAL)



coles  
**MINIROOS**  
**38,494**  
**PARTICIPANTS**



**MALE**  
30,225



**FEMALE**  
8,251

**YOUTH**  
**33,489**  
**PARTICIPANTS**



**MALE**  
24,486



**FEMALE**  
8,984

**SENIOR**  
**19,810**  
**PARTICIPANTS**



**MALE**  
15,181



**FEMALE**  
4,602

**7,524**



**REGISTERED COACHES**

86% MALE  
14% FEMALE



**1,533**

**REGISTERED REFEREES**

83% MALE  
17% FEMALE



**4,410**

**VOLUNTEERS**

54% MALE  
46% FEMALE



**SPECIFIC DIVERSITY AND INCLUSION**  
**PROGRAMS PARTICIPANTS**

**2,110**

Includes programs specifically for Cultural and Linguistically Diverse Communities, Aboriginal and Torres Strait Islander & All Ability participants

## OTHER FORMATS

**FUTSAL**  
**34,505**  
**PARTICIPANTS**



**MALE**



**FEMALE**

**SOCIAL**  
**15,037**  
**PARTICIPANTS**



**MALE**



**FEMALE**

**COMMUNITY EVENTS &**  
**PROMOTIONAL EXPERIENCES**

**67,988**  
**PARTICIPANTS**

\*Total numbers include male, female and gender unspecified. Some percentages may not total 100% due to undisclosed gender participant data submitted at the point of registration.

# 2024 QLD SUMMARY



TOTAL PARTICIPATION

293,000

9%

GROWTH  
ON 2023

## WOMEN & GIRLS PARTICIPATION

37,779

INCLUDES OUTDOOR,  
REGISTERED FUTSAL & SOCIAL

21%  
growth  
on 2023

## LEAGUES

TOTAL PARTICIPATION

8,046

INCLUDES SCHOOLS, COMMUNITY EVENTS & PROMOTIONAL EXPERIENCES

## OUTDOOR AFFILIATED FOOTBALL

103,289  
PARTICIPANTS

18%  
growth  
on 2023

308  
CLUBS



78,735  
MALE  
(76% OF TOTAL)



24,314  
FEMALE  
(24% OF TOTAL)



coles  
MINIROOS  
48,916  
PARTICIPANTS



MALE  
39,339



FEMALE  
9,476

YOUTH  
31,138  
PARTICIPANTS



MALE  
23,528



FEMALE  
7,515

SENIOR  
23,235  
PARTICIPANTS



MALE  
15,868



FEMALE  
7,323



7,704  
REGISTERED COACHES  
72% MALE  
28% FEMALE

2,801  
REGISTERED REFEREES  
65% MALE  
18% FEMALE

9,475  
VOLUNTEERS  
53% MALE  
39% FEMALE

## SPECIFIC DIVERSITY AND INCLUSION PROGRAMS PARTICIPANTS

6,529

Includes programs specifically for Cultural and Linguistically Diverse  
Communities, Aboriginal and Torres Strait Islander & All Ability participants

## OTHER FORMATS

FUTSAL  
13,165  
PARTICIPANTS

78%

MALE

21%

FEMALE

SOCIAL  
37,847  
PARTICIPANTS

72%

MALE

28%

FEMALE

SCHOOLS TOTAL  
89,455  
PARTICIPANTS

Includes Football Australia Sporting Schools, school competitions  
and school participation programs

COMMUNITY EVENTS &  
PROMOTIONAL EXPERIENCES  
22,735  
PARTICIPANTS

\*Total numbers include male, female and gender unspecified. Some percentages may not total 100% due to undisclosed gender participant data submitted at the point of registration.



# 2024 WA SUMMARY



**TOTAL PARTICIPATION**  
**176,663**

**8%**  
**GROWTH**  
**ON 2023**

**WOMEN & GIRLS**  
**PARTICIPATION**  
**12,682**

INCLUDES OUTDOOR,  
REGISTERED FUTSAL & SOCIAL

**32%**  
growth  
on 2023

## LEAGUES

**TOTAL PARTICIPATION**  
**44,650**

INCLUDES SCHOOLS, COMMUNITY EVENTS & PROMOTIONAL EXPERIENCES

## OUTDOOR AFFILIATED FOOTBALL

**51,589**  
**PARTICIPANTS**

**15%**  
growth  
on 2023

**234**  
**CLUBS**



**40,671**  
**MALE**  
(79% OF TOTAL)



**10,897**  
**FEMALE**  
(21% OF TOTAL)

coles  
**MINIROOS**  
**22,457**  
**PARTICIPANTS**



**MALE**  
17,707



**FEMALE**  
4,746

**YOUTH**  
**16,179**  
**PARTICIPANTS**



**MALE**  
12,442



**FEMALE**  
3,731

**SENIOR**  
**12,953**  
**PARTICIPANTS**



**MALE**  
10,522



**FEMALE**  
2,420

**4,305**



**REGISTERED COACHES**

79% MALE  
21% FEMALE



**660**

**REGISTERED REFEREES**


88% MALE  
12% FEMALE



**1,923**

**VOLUNTEERS**

44% MALE  
56% FEMALE



**SPECIFIC DIVERSITY AND INCLUSION**  
**PROGRAMS PARTICIPANTS**

**6,321**

Includes programs specifically for Cultural and Linguistically Diverse Communities, Aboriginal and Torres Strait Islander & All Ability participants

## OTHER FORMATS

**SOCIAL**  
**5,661**  
**PARTICIPANTS**



**SCHOOLS TOTAL**  
**80,360**  
**PARTICIPANTS**

Includes Football Australia Sporting Schools, school competitions and school participation programs

**COMMUNITY EVENTS &**  
**PROMOTIONAL EXPERIENCES**  
**25,844**  
**PARTICIPANTS**

\*Total numbers include male, female and gender unspecified. Some percentages may not total 100% due to undisclosed gender participant data submitted at the point of registration.

# 2024 NNSW SUMMARY



TOTAL PARTICIPATION

149,046

12%

GROWTH  
ON 2023

WOMEN & GIRLS  
PARTICIPATION

23,574

INCLUDES OUTDOOR,  
REGISTERED FUTSAL & SOCIAL

28%  
growth  
on 2023

LEAGUES

TOTAL PARTICIPATION

46,233

INCLUDES SCHOOLS, COMMUNITY EVENTS & PROMOTIONAL EXPERIENCES

## OUTDOOR AFFILIATED FOOTBALL

60,453  
PARTICIPANTS

11%  
growth  
on 2023

198  
CLUBS



42,774  
MALE  
(71% OF TOTAL)



17,660  
FEMALE  
(29% OF TOTAL)



coles  
MINIROOS  
30,746  
PARTICIPANTS



MALE  
21,606



FEMALE  
9,133

YOUTH  
16,025  
PARTICIPANTS



MALE  
10,857



FEMALE  
5,166

SENIOR  
13,682  
PARTICIPANTS



MALE  
10,311



FEMALE  
3,361

5,719

REGISTERED COACHES

74% MALE  
26% FEMALE

963

REGISTERED REFEREES

85% MALE  
15% FEMALE

3,876

VOLUNTEERS

49% MALE  
51% FEMALE

SPECIFIC DIVERSITY AND INCLUSION  
PROGRAMS PARTICIPANTS

1,197

Includes programs specifically for Cultural and Linguistically Diverse  
Communities, Aboriginal and Torres Strait Islander & All Ability participants

## OTHER FORMATS

FUTSAL

80  
PARTICIPANTS

73% MALE

28% FEMALE

SOCIAL

17,375  
PARTICIPANTS

66% MALE

34% FEMALE

SCHOOLS TOTAL

32,709  
PARTICIPANTS

Includes Football Australia Sporting Schools, school competitions  
and school participation programs

COMMUNITY EVENTS &  
PROMOTIONAL EXPERIENCES

26,674  
PARTICIPANTS

\*Total numbers include male, female and gender unspecified. Some percentages may not total 100% due to undisclosed gender participant data submitted at the point of registration.



# 2024 SA SUMMARY



TOTAL PARTICIPATION

126,934

11%

GROWTH  
ON 2023

**WOMEN & GIRLS  
PARTICIPATION**  
**8,435**

INCLUDES OUTDOOR,  
REGISTERED FUTSAL & SOCIAL

**LEAGUES**

**TOTAL PARTICIPATION**  
**57,263**

INCLUDES SCHOOLS, COMMUNITY EVENTS & PROMOTIONAL EXPERIENCES

## OUTDOOR AFFILIATED FOOTBALL

**30,087**  
**PARTICIPANTS**

**308**  
**CLUBS**

**23,919**  
**MALE**  
(79% OF TOTAL)

**6,156**  
**FEMALE**  
(20% OF TOTAL)



coles  
**MINIROOS**  
**9,880**  
**PARTICIPANTS**



**MALE**  
7,960



**FEMALE**  
1,917

**YOUTH**  
**9,447**  
**PARTICIPANTS**



**MALE**  
7,112



**FEMALE**  
2,332

**SENIOR**  
**10,760**  
**PARTICIPANTS**



**MALE**  
8,847



**FEMALE**  
1,907

**4,109**  
**REGISTERED COACHES**  
79% MALE  
21% FEMALE



**435**  
**REGISTERED REFEREES**  
87% MALE  
13% FEMALE

**1,543**  
**VOLUNTEERS**  
57% MALE  
43% FEMALE

**SPECIFIC DIVERSITY AND INCLUSION  
PROGRAMS PARTICIPANTS**

**1,906**

Includes programs specifically for Cultural and Linguistically Diverse Communities, Aboriginal and Torres Strait Islander & All Ability participants

## OTHER FORMATS

**FUTSAL**  
**871**  
**PARTICIPANTS**



**MALE**



**FEMALE**

**SOCIAL**  
**11,338**  
**PARTICIPANTS**



**MALE**



**FEMALE**

**SCHOOLS TOTAL**  
**28,311**  
**PARTICIPANTS**

Includes Football Australia Sporting Schools, school competitions and school participation programs

**COMMUNITY EVENTS &  
PROMOTIONAL EXPERIENCES**  
**48,334**  
**PARTICIPANTS**

\*Total numbers include male, female and gender unspecified. Some percentages may not total 100% due to undisclosed gender participant data submitted at the point of registration.

# 2024 ACT SUMMARY



TOTAL PARTICIPATION

38,327

2%

GROWTH  
ON 2023

**WOMEN & GIRLS  
PARTICIPATION  
7,151**

INCLUDES OUTDOOR, REGIS-  
TERED FUTSAL & SOCIAL

**LEAGUES**  
TOTAL PARTICIPATION  
**205**

INCLUDES SCHOOLS, COMMUNITY EVENTS & PROMOTIONAL EXPERIENCES

## OUTDOOR AFFILIATED FOOTBALL

**19,794  
PARTICIPANTS**

12%  
growth  
on 2023

**49  
CLUBS**



**14,169  
MALE  
(72% OF TOTAL)**



**5,602  
FEMALE  
(28% OF TOTAL)**



coles  
**MINIROOS**  
**9,793  
PARTICIPANTS**



MALE  
7,204



FEMALE  
2,584

**YOUTH  
5,406  
PARTICIPANTS**



MALE  
3,854



FEMALE  
1,546

**SENIOR  
4,595  
PARTICIPANTS**



MALE  
3,111



FEMALE  
1,472

**1,666**

REGISTERED COACHES

79% MALE  
20% FEMALE



**703**

REGISTERED REFEREES

75% MALE  
25% FEMALE

**1,167**

VOLUNTEERS

41% MALE  
59% FEMALE

**SPECIFIC DIVERSITY AND INCLUSION  
PROGRAMS PARTICIPANTS**

**23**

Includes programs specifically for Cultural and Linguistically Diverse  
Communities, Aboriginal and Torres Strait Islander & All Ability participants

## OTHER FORMATS

**FUTSAL  
1,003  
PARTICIPANTS**

**73% MALE**

**27% FEMALE**

**SOCIAL  
3,499  
PARTICIPANTS**

**63% MALE**

**37% FEMALE**

**SCHOOLS TOTAL  
4,465  
PARTICIPANTS**

Includes Football Australia Sporting Schools, school competitions  
and school participation programs

**COMMUNITY EVENTS &  
PROMOTIONAL EXPERIENCES  
6,007  
PARTICIPANTS**

\*Total numbers include male, female and gender unspecified. Some percentages may not total 100% due to undisclosed gender participant data submitted at the point of registration.



# 2024 TAS SUMMARY



FOOTBALL  
TASMANIA

TOTAL PARTICIPATION

31,278

5%  
GROWTH  
ON 2023

## WOMEN & GIRLS PARTICIPATION 5,248


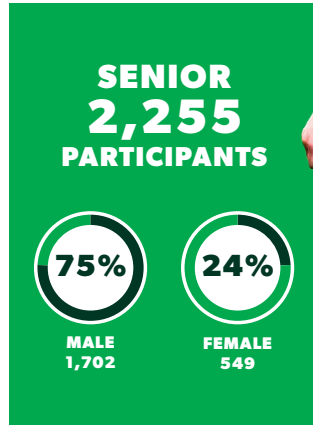
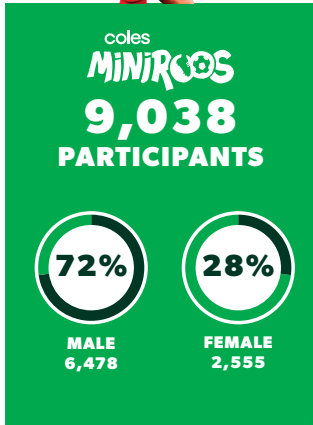
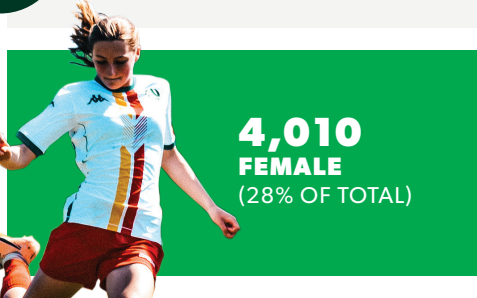
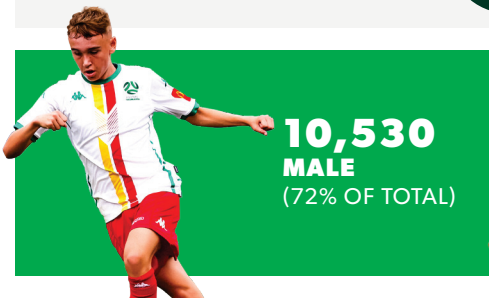
INCLUDES OUTDOOR, REGISTERED FUTSAL & SOCIAL

## OUTDOOR AFFILIATED FOOTBALL

14,552  
PARTICIPANTS

3%  
growth  
on 2023

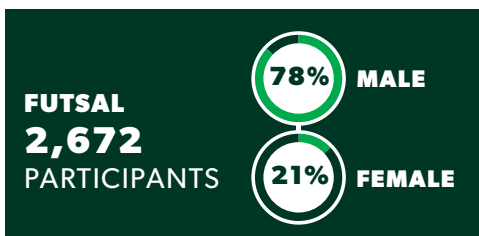
44  
CLUBS



SPECIFIC DIVERSITY AND INCLUSION  
PROGRAMS PARTICIPANTS  
13

Includes programs specifically for Cultural and Linguistically Diverse Communities, Aboriginal and Torres Strait Islander & All Ability participants

## OTHER FORMATS



SCHOOLS TOTAL  
8,519  
PARTICIPANTS

Includes Football Australia Sporting Schools, school competitions and school participation programs

COMMUNITY EVENTS &  
PROMOTIONAL EXPERIENCES  
372  
PARTICIPANTS

\*Total numbers include male, female and gender unspecified. Some percentages may not total 100% due to undisclosed gender participant data submitted at the point of registration.

# 2024 NT SUMMARY



FOOTBALL  
NORTHERN  
TERRITORY

TOTAL PARTICIPATION

22,877

20%  
GROWTH  
ON 2023

## WOMEN & GIRLS PARTICIPATION 2,244

INCLUDES OUTDOOR, REGISTERED FUTSAL & SOCIAL

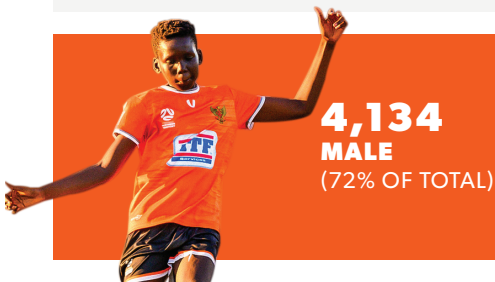
50%  
growth  
on 2023

## OUTDOOR AFFILIATED FOOTBALL

5,731  
PARTICIPANTS

24%  
growth  
on 2023

18  
CLUBS



4,134  
MALE  
(72% OF TOTAL)



1,597  
FEMALE  
(28% OF TOTAL)

coles  
MINIROOS  
2,879  
PARTICIPANTS



YOUTH  
969  
PARTICIPANTS



SENIOR  
1,883  
PARTICIPANTS



439  
REGISTERED COACHES  
77% MALE  
23% FEMALE



132  
REGISTERED REFEREES  
86% MALE  
14% FEMALE



263  
VOLUNTEERS  
51% MALE  
49% FEMALE



SPECIFIC DIVERSITY AND INCLUSION  
PROGRAMS PARTICIPANTS

4,956

Includes programs specifically for Cultural and Linguistically Diverse Communities, Aboriginal and Torres Strait Islander & All Ability participants

## OTHER FORMATS

SOCIAL  
1,963  
PARTICIPANTS



SCHOOLS TOTAL  
7,914  
PARTICIPANTS

Includes Football Australia Sporting Schools, school competitions and school participation programs

COMMUNITY EVENTS &  
PROMOTIONAL EXPERIENCES  
1,479  
PARTICIPANTS

